



FLY TIMES

ISSUE 44, April, 2010

Stephen D. Gaimari, editor
Plant Pest Diagnostics Branch
California Department of Food & Agriculture
3294 Meadowview Road
Sacramento, California 95832, USA
Tel: (916) 262-1131
FAX: (916) 262-1190
Email: sgaimari@cdfa.ca.gov

Welcome to the latest issue of *Fly Times*! Let me first thank everyone for sending in such interesting articles – I hope you all enjoy reading it as much as I enjoyed putting it together! This issue is a rather small one, with just under 30 pages. Of particular note, there were no submissions to the “Travel News and Tips” section, a typically very popular one. With that, please let me encourage all of you to consider contributing articles that may be of interest to the Diptera community. *Fly Times* offers a great forum to report on your research activities and to make requests for taxa being studied, as well as to report interesting observations about flies, to discuss new and improved methods, to advertise opportunities for dipterists, and to report on or announce meetings relevant to the community. This is also a great place to report on your interesting (and hopefully fruitful) collecting activities!

The electronic version of the *Fly Times* continues to be hosted on the North American Dipterists Society website at <http://www.nadsdiptera.org/News/FlyTimes/Flyhome.htm>. The Diptera community would greatly appreciate your independent contributions to this newsletter. For this issue, I want to again thank all the contributors for sending me so many great articles! That said, we need even more reports on trips, collections, methods, updates, etc., with all the associated digital images you wish to provide. Feel free to share your opinions or provide ideas on how to improve the newsletter (I’m still “kind of” the new guy, so I would be very happy to hear ways that I can enhance the newsletter!).

The *Directory of North American Dipterists* is constantly being updated and is currently available at the above website. Please check your current entry and send all corrections to [Jeff Cumming](#) or [Jim O’Hara](#). There is a form for this on the last page of the newsletter.

Issue No. 45 of the *Fly Times* will appear next October. If possible, please send your contributions by email, or disc, to the editor at sgaimari@cdfa.ca.gov. All contributions for the next *Fly Times* should be in by 10 October 2010.

NEWS

Congratulations are in order!

On behalf of the readers of Fly Times, I want to pass my hearty congratulations to Dr. Art Borkent for being selected as the 2010 recipient of the J.O. Westwood Medal, for his 2009 monograph “The Frog-Biting Midges of the World (Corethrellidae: Diptera)” published in Zootaxa, 1804: 456 pp (see <http://www.mapress.com/zootaxa/2008/f/z01804p456f.pdf> for the table of contents and abstract). Following is an excerpt from the email from the Royal Entomological Society, congratulating Art:

It gives me very great pleasure to say that the Natural History Museum, London, and the Royal Entomological Society have awarded you the J.O. Westwood Medal for your monograph on ‘The Frog-Biting Midges of the World (Corethrellidae: Diptera). The Westwood Medal has been created for the best comprehensive taxonomic work on a group of insects or related arthropods (see: http://www.royensoc.co.uk/awards/J_O_Westwood_medal.htm). The international panel were unanimous in their recommendation. May I add my warmest congratulations and those of Professor Claridge for an outstanding piece of work, which will act as a stimulus and model for other taxonomists.

- Dr Malcolm J. Scoble
(The Natural History Museum, London)

The Medal will be awarded at the IX European Congress of Entomology to be held in Budapest (22-27 August 2010) – see <http://www.ece2010.org/>. Among the praise given to this work by the members of the international panel of assessors, as follows:

- ... an intellectual pleasure to read. [The author] manages to see the “grand in the very small”. A true model for the taxonomic/systematic treatment of a taxon.
- ... an exemplary taxonomic monograph... No effort has been spared to include all the material possible... This indeed is the ‘whole package’ of a taxonomic revision...
- ... a genuine monograph, with comprehensive coverage of taxonomy, phylogeny and zoogeography, plus a good review of the biology...
- ... a superb, comprehensive treatment of a comparatively little-known group of fantastic natural history interest. Armed with this summary of the information about habits, distributions, and successful collecting strategies (including serenading the flies with recorded frog songs) the accumulation of even richer knowledge in the future is far more likely. This has the benchmark one wants to see in top notch taxonomy...

Way to go Art! Congratulations on a job well done!

Major initiative on Afrotropical Diptera

Ashley H. Kirk-Spriggs¹ & Mike Mostovski²

¹ Head of Entomology, National Museum, P.O. Box 266, Bloemfontein,
9300 South Africa; ashley.kirk-spriggs@nasmus.co.za

² Dept. of Natural Sciences, Natal Museum, P. Bag 9070, Pietermaritzburg,
3200 South Africa; mmostovski@nmsa.org.za

The Editors and coordinators are pleased to announce the launch of the *Manual of Afrotropical Diptera* project, which is due to take place at the forthcoming 7th International Congress of Dipterology, San José, Costa Rica, in August 2010.

The project is the first major initiative on Afrotropical flies since the publication of Roger Crosskey's (1980) *Catalogue of the Diptera of the Afrotropical Region*, and is also the first such initiative for any insect order on the African continent. The project represents a collaboration between the National Museum, Bloemfontein and the Natal Museum, Pietermaritzburg and is, therefore, instigated and driven from within the Region itself.



Manual of Afrotropical Diptera 2010–2015

The Mission of the *Manual* project is: *to encourage the study of dipterology, both on and beyond the African continent, through the production of a high quality Manual of Afrotropical Diptera, for the use of practicing systematists, applied entomologists, conservationists, all students of entomology and the public at large.*

There are currently only a handful of practising dipterologists on the African continent, so if we are to meet the challenges ahead in the description of the vast array of undescribed Diptera species in the Afrotropical Region (upwards of 30,000 species), it is increasingly important that the international dipterological community focuses its interest on the Afrotropical Region.

A first step in this direction is the production in progress of a high-quality, professional *Manual of Afrotropical Diptera*, which will provide information on the Afrotropical fauna at large and identification keys specifically. We have currently secured committed chapter contributions for all 109 systematic chapters and 11 of the 12 introductory chapters. This project is truly an international effort, with contributors from 22 countries (on six continents).

Publication is due in 2015, in two bound volumes. Volume 1 shall include introductory chapters on: Collection and preservation of Diptera, Adult Morphology and Terminology, Natural History, Agricultural and Veterinary Significance, Medical Significance, Forensic Significance, Phytosanitary Significance, Biogeography, Conservation of Diptera, Conservation of Diptera, Adult Family Key,

Larval Family Key and shall include chapters on the Nematocera; volume 2 shall deal with the remaining families and Diptera and include an index to both volumes.

Additional information regarding the project can be accessed *via* our comprehensive website <http://afrotropicalmanual.net/>. We are currently seeking a publisher for the work and sponsorship for the cost of production and colour plates. For additional information contact Ashley H. Kirk-Spriggs.

Postdoctoral Fellowship
Ecological and evolutionary change in northern arthropods
Lyman Entomological Museum, McGill University

Terry A. Wheeler

Lyman Entomological Museum, Department of Natural Resource Sciences,
 McGill University, Macdonald Campus, Ste-Anne-de-Bellevue, Québec,
 H9X 3V9, CANADA; terry.wheeler@mcgill.ca

Applications are invited for a two-year postdoctoral fellowship in the ecology and evolution of northern arthropods. The fellowship is funded by a Natural Sciences and Engineering Research Council of Canada (NSERC) Strategic Project Grant and will be held in the Department of Natural Resource Sciences, McGill University.

The project, *Ecological Change in Northern Arthropods*, includes researchers from McGill University, the University of Toronto and the University of Prince Edward Island, along with multiple collaborators and partners from other institutions. The primary objective of the project is to analyse patterns in ecological structure of northern arthropods across a large spatial gradient from northern boreal to high arctic sites in Canada, and over a long-term temporal scale (based on comparison to material collected during the 50-60 year-old Northern Insect Survey). The focal taxa for the study include spiders, aquatic insects, selected Coleoptera and Diptera.

The PDF will conduct research on species-level and population-level genetic diversity in selected taxa, preferably Diptera, in order to assess phylogeographic patterns and genetic divergence. The PDF will interact with collaborators at the Canadian Centre for DNA Barcoding (Guelph, Ontario) and the Canadian National Collection of Insects (Ottawa, Ontario).

The successful candidate must hold a PhD (completed within the past five years) in systematics or phylogeny, with experience in species-level identification of insects, preferably Diptera. Experience in analysis of DNA sequence data, and quantitative analysis of biodiversity data are also preferred.

For more information on this position and the project, please contact Dr. Terry A. Wheeler. The deadline for applications is 31 May 2010, and the preferred start date for the position is September 2010. Applications should include a complete CV, a statement of research interests and the names of three academic referees (it is not necessary to submit letters of reference with applications). All application materials should be sent to northernbiodiversity@gmail.com.

Request for samples and sightings of *Zaprionus indianus*

Kim van der Linde

Department of Biological Science, Florida State University, 319 Stadium Drive,
Tallahassee, FL 32306-4295, USA; kim@kimvdlinde.com

In 2005, an enigmatic member of the family Drosophilidae, *Zaprionus indianus*, invaded Florida (van der Linde et al. 2006), then, in the next year, invaded the west coast of the US, starting in San Diego (Castrezana 2007). This species had earlier invaded Brazil (Vilela 1999) and has since expanded rapidly through most of South America. Closer to the southern US, this species was found in Mexico in 2002

(Castrezana 2007), in Panama in 2003 (van der Linde et al. 2006), and in the Cayman Islands in 2009 (Jason Berry & Gary Steck, unpublished data). In the US, *Zaprionus indianus* has been recorded from several of the southern

states (South Carolina, Georgia, Florida, Alabama, Mississippi, Texas, Oklahoma, Arizona, and California), but its exact distribution in the US is currently unknown. (see <http://www.kimvdlinde.com/professional/Zaprionus%20distribution.php> for the current known locations.) Molecular data suggest that the Floridian invasion was independent from the Brazilian invasion (Yassin et al. 2008), but to date, no detailed analysis of the west-coast invasion has been undertaken. Although the data are suggestive of an invasion through Central America, alternatives such as an independent third invasion cannot be excluded. Similarly, whether the Cayman Island invasion is an extension of the Brazilian or Floridian invasion or an independent event is currently unknown.



To get a better insight into the expansion and invasion routes of this species in the New World, I would like to solicit the help of the dipterist community in North and Central America as well as the Caribbean. I would greatly appreciate information about locations and dates, which will give me a more complete overview of the current distribution of the species, as well as specimens in alcohol for molecular analysis, which will help to elucidate its invasion routes.

Zaprionus indianus is easily collected and identified. It readily breeds on rotting fruits and is often abundant around compost heaps. It is easy to identify, as it is currently the only species in the New World of the family Drosophilidae that sports longitudinal white-bordered-with-black stripes across the head and thorax (see figure). The stripes are obvious enough, on this relative large drosophilid, to be spotted with the naked eye. More details for identification can be found at <http://www.kimvdlinde.com/professional/Zaprionus%20indianus.html> (van der Linde 2010).

References

- Castrezana, S. 2007. New records of *Zaprionus indianus* Gupta, 1970 (Diptera, Drosophilidae) in North America and a key to identify some *Zaprionus* species deposited in the *Drosophila* Tucson Stock Center. *Drosophila Information Service* 90:34–36.
- van der Linde, K. 2010. *Zaprionus indianus*: species identification and taxonomic position. *Drosophila Information Service* 93: in press.
- van der Linde, K., G. J. Steck, K. Hibbard, J. S. Birdsley, L. M. Alonso, and D. Houle. 2006. First records of *Zaprionus indianus* (Diptera, Drosophilidae), a pest species on commercial fruits, from Panama and the United States of America. *Florida Entomologist*. 89:402–404.
- Vilela, C. R. 1999. Is *Zaprionus indianus* Gupta, 1970 (Diptera, Drosophilidae) currently colonizing the Neotropical region? *Drosophila Information Service* 82:37–39.
- Yassin, A., P. Capy, L. Madi-Ravazzi, D. Ogereau, and J. R. David. 2008. DNA barcode discovers two cryptic species and two geographical radiations in the invasive drosophilid *Zaprionus indianus*. *Molecular Ecology Resources* 8:491–501.

BioSystematic Database of World Diptera (1994-2008)

Chris Thompson

Department of Entomology, National Museum of Natural History, Smithsonian Institution,
PO Box 37012, Washington, D.C 20013-7012, USA; thompsonf@si.edu

What is currently known as the BioSystematic Database of World Diptera has now officially passed on. From its ashes, like the Phoenix, a new and better online product will arise. Watch for it as it will be launched with the International Congress of Dipterology in Costa Rica this August, but continue to go to <http://www.diptera.org> to find the best and most comprehensive information about Diptera names.

The BDWD arose out of an effort lead by Lloyd Knutson and myself to get USDA again involved in producing broad comprehensive information products. It was proposed that the Systematic Entomology Laboratory again establish and fund a regular information unit, with the first new product to be a Systematic Database of Diptera of America north of Mexico to replace the 1965 catalog, and to start a series of fascicles for a BioSystematic Database of Flies of the World. This was publically announced at the International Congress of Entomology (1984) in Hamburg.

Unfortunately, the proposal was rejected, but USDA later decided to support a special Pilot Test Project to investigate new information technologies in relation to the systematics of fruit flies (Tephritidae). As part of this project, the since renamed BioSystematic Database of World Diptera was developed. The first product of the BDWD was the *Musca* names book (Thompson & Pont, 1994), followed by the first published fascicle, the fruit flies (Thompson et alia, 1999). The BDWD went online in 1996 as part of the Diptera website (now at <http://www.diptera.org>). The second fascicle was Woodley (2001) on the soldier flies. Other fascicles are now in press, but due to the lack of financial support, the actual publication has been greatly delayed.

After my early retirement from USDA in 2008, my position was abolished. Ironically, despite limited support for BDWD, the USDA in the end declared that it was, under their interpretation of Intellectual Property regulations, an idea, and therefore belonged to USDA. This surprising decision was contrary

to their earlier one that the BDWD was a work and fell under the Copyright regulations! For these reasons, the name, BDWD, must now be officially declared dead.

So, while the BDWD is now officially dead, please continue to look to <http://www.diptera.org> for the best information about Diptera names and species. We are, as a community of Diptera workers, committed to provide the best information about fly species and their names.

National Science Foundation REVSYS grant for Asiloidea

Torsten Dikow

Biodiversity Synthesis Center, Field Museum of Natural History, 1400 S. Lake Shore Dr.,
Chicago, Illinois 60605, USA; torsten@tdvia.de

Torsten Dikow (PI) and David Yeates (Co-PI, CSIRO Entomology, Canberra, ACT, Australia) received a REVSYS grant (Revisionary Syntheses in Systematics) from the U.S. National Science Foundation to work on Apioceridae, Asilidae, and Mydidae in August 2009. The funded project is entitled “Phylogeny, revisionary taxonomy & the fossil record of asiloid flies (Diptera: Apioceridae, Asilidae, Mydidae)” and will run from 1 August 2009 to 31 July 2012.

The project will address the species diversity, extant and historical distribution, and phylogenetic relationships of Apioceridae, Asilidae, and Mydidae and in particular the several subordinate clades found in all three taxa that are restricted to the Southern Hemisphere or occur in western North America and the Southern Hemisphere. The project includes postulating phylogenetic hypotheses combining morphological and DNA-sequence data, reviewing all fossil specimens available, and providing taxonomic revisions of selected, biogeographically interesting genera of the three families in order to: (1) review the morphology and biogeography of certain genera and describe yet unknown species; (2) examine the historical biogeography of the group, based on all available fossils and areas of extant endemism using specimen occurrence data of extant species; and (3) propose a chronology of divergences, based on cladistic placement of all available fossils and estimation of clade ages.

The grant supports Torsten as a postdoc at the FMNH, funds museum visits for the study of types and fossil specimens, supports field work particularly in the Southern Hemisphere, and provides funding for summer internships for four undergraduate students (3 in Chicago and 1 in Canberra) as well as a collaborating graduate student.

The summer internships will on the one hand train three undergraduate students in identifying, describing, and illustrating species as part of taxonomic revisions and publishing the results in printed and online media (2 in Chicago and 1 in Canberra), and on the other hand train one student in Chicago in molecular laboratory techniques as well as phylogenetic analysis of the obtained DNA sequences combined with morphological data towards the end of the project. The grant also supports the training of Julia Calhau who is a Ph.D. student at the Universidade de São Paulo and the Museu de Zoologia in São Paulo, Brazil, in the lab of curator Carlos Lamas. Julia is studying the taxonomy and phylogeny of the Mydinae, which is an exclusively New World subfamily of Mydidae, and will spend a few months during her Ph.D. studies in Chicago to obtain molecular data for her study group and to visit North American museum collections.

The project web-site (<http://www.mydidae.tdvia.de>) provides information about Apioceridae and Mydidae in general and provides access to the species and generic catalogues, bibliography (with links to online repositories for free download of digitised literature), images, as well as specimen occurrence data recorded within the project. Particularly the distribution maps should provide great information about the distribution of these two families towards the end of the project (to this date about 1500 specimens of Mydidae and about 300 Apioceridae have been geo-referenced and are included in the maps).

The project team would be happy to study/identify (or re-identify) any Apioceridae and Mydidae specimens as well as Asilidae of the following genera *Bathypogon* and *Carebaricus* (Bathypogoninae), *Obelophorus*, *Phellus*, and *Psilozona* (Phellinae), and *Ablautus*, *Sisyrodytes* (particularly Palearctic), and *Willistonina* (Willistoninae) in order to revise these Asilidae genera, several Mydidae genera, and the Australian *Apiocera minor* species-group.

If you have specimens available in your collection that could be of interest to the project or you know of interested undergraduate students for the summer internships in Chicago in 2011 and 2012 (2010 is already taken), please don't hesitate to contact Torsten.

Second request for material of adelgid-feeding Chamaemyiidae

Stephen D. Gaimari

Plant Pest Diagnostics Branch, California Department of Food & Agriculture, 3294 Meadowview Rd.,
Sacramento, California 95832, USA; sgaimari@cdfa.ca.gov

In the April 2009 issue of Fly Times (issue 42), I made the following request, and I am still hopeful that some of you enthusiastic collectors will find some of these taxa in the upcoming season! In a joint project with Drs. Adalgisa Caccone (Yale University) and Nathan Havill (US Forest Service), we are approaching some questions about the adelgid-feeding Chamaemyiidae, which includes species of *Neoleucopis*, *Lipoleucopis*, *Anchioleucopis* and the *Leucopis argenticollis*-group. Some of these are also known from infestations of *Cinara* aphids on pine. This project is an off-shoot of Dr. Havill's doctoral and postdoctoral research at Yale on hemlock woolly adelgid. This group of genera has been an interest of mine for some time (the circumscriptions of and boundaries among these groups are vague), and this has been an excellent impetus to get it moving!

So, I am asking if any of you out there might keep an eye out for any chamaemyiids you find on adelgids (or *Cinara* aphids) attacking gymnosperms – it doesn't matter if you sweep them off the colony, rear them out of the colony or just sweep them off a gymnosperm– I'll know if they are part of this group! It would be ideal to take the host too, for more complete label data to include their identifications (which I can have done). I would greatly appreciate any specimens (from anywhere in the world) of such chamaemyiids in ethanol. The project is both morphological (my part, of course) and molecular (Nathan's and Adalgisa's part). I have pinned specimens for many of the species, but access to fresh and ethanol-preserved specimens will be greatly appreciated! ... of course, I am always happy with any chamaemyiids or other lauxanioids!

Reflections on the series *Studia dipterologica* and *Studia dipterologica Supplement* and their future

Frank Menzel¹, Andreas Stark² & Barbara Ismay³

¹ Senckenberg Deutsches Entomologisches Institut, Eberswalder Straße 90, 15374 Müncheberg, Germany

² AMPYX-Verlag, Seebener Straße 190, 06114 Halle (Saale), Germany

³ 67 Giffard Way, Long Crendon, Aylesbury, Bucks, HP18 9DN, United Kingdom

In 1994 '*Studia dipterologica* - Journal of taxonomy, systematics, ecology and faunistics of Diptera' (ISSN 0945-3954) and 1997 '*Studia dipterologica Supplement* - dipterological monographs' (ISSN 1433-4968) were founded by Andreas STARK (Halle an der Saale) and Frank MENZEL (Müncheberg). Both journal series aim at promoting dipterology. Manuscripts submitted to *Studia dipterologica* should be not longer than 50 printed pages. Larger monographs of more than 50 pages should be submitted to *Studia dipterologica Supplement*. Original papers on taxonomy, phylogenetic systematics, faunistics, biology, ecology, zoogeography and behaviour, provided they are concerned with Diptera, will be regarded as relevant. Furthermore, biographies of famous dipterologists (CVs, Festschriften, obituaries, bibliographies), reports on dipterological excursions or expeditions, papers on dipterological collections, catalogues and checklists of selected Diptera groups, announcements of dipterological events, meeting and congress reports, short notes and book reviews with dipterological content may be published. The Supplements can also include dissertation or habilitation theses if the scientific text has not been published.

Reflections

From 1994 to 2009 11,722 pages with dipterological content were published in both journal series. 7,175 pages were included in the 15 volumes of *Studia dipterologica* and 4,547 pages in the 18 volumes of *Studia dipterologica Supplement*. In the last 16 years authors described 1,248 new taxa in 67 Diptera families (see 'New Taxa' under <http://www.studia-dipt.de/newtaxg.htm>). The journal *Studia dipterologica* is of interest to anyone interested in the study of Diptera in the whole world. Its subscribers live in 30 countries and are distributed globally. Both journal series are included in Zoological Record (BIOSIS), CAB Abstracts (CABI) and VINITI (Moscow).

Since 27 January 1999 *Studia dipterologica* and *Studia dipterologica Supplement* have had a webpage, <http://www.studia-dipt.de/>, edited by Frank MENZEL (Müncheberg) and programmed by Fritz GELLER-GRIMM (Frankfurt am Main). This is searchable in English and German and offers a wealth of data and information, which includes guidelines for authors, full lists of contents, copies of the 'Abstracts – Zusammenfassungen'; search functions for all 'Key words – Stichwörter', information on newly described taxa (including bibliographies), pricelists and order forms. Each year the number of registered hits is more than 560,000 and the number of sessions is more than 62,000. These positive reflections, the consistently high number of submitted manuscripts and the partially completed restructuring of the editorial work allow us to have an optimistic view of the future of the journal.

The Future

In future the publication and editorial work will spread among more people. For this reason the publication, the editorial board and the distribution of *Studia dipterologica* have been restructured. The journal became an official publication of the Senckenberg Deutsches Entomologisches Institut (SDEI)

within the network of the Senckenberg Research Institutes and Natural History Museums (SFN) on 1 October 2009. The SDEI, Müncheberg (Germany) will produce, distribute and invoice for *Studia dipterologica* from volume 16 (2009) onwards. The frequency, purpose and content of the journal will remain unchanged. The editors are Frank MENZEL (Müncheberg), John KRAMER (Oadby) and Andreas STARK (Halle an der Saale). Eight people will constitute a larger editorial board with clearly defined tasks. These are Fritz GELLER-GRIMM (Frankfurt am Main), Barbara ISMAY (Long Crendon), Mathias JASCHHOF (Greifswald), John KRAMER (Oadby), Frank MENZEL (Müncheberg), Adrian C. PONT (Oxford), Andreas STARK (Halle an der Saale) and Andrea THIELE (Müncheberg). Currently 21 experts constitute the scientific advisory board; these are from Australia, Belgium, Denmark, Germany, the United Kingdom, the Netherlands, South Africa, Czech Republic and the USA (for more information see <http://www.studia-dipt.de/introe.htm>). Jointly with changing the publisher of the journal, the place of publication will also change with volume 16 (2009); as follows: volume 1(1) to 15(1-2), Halle an der Saale (Germany), from volume 16(1) onwards, Müncheberg (Germany). The monographic series *Studia dipterologica Supplement* will still be published by Ampyx-Verlag, Halle an der Saale (Germany). The editors of the Supplement series will still be Andreas STARK and Frank MENZEL (for further information see <http://www.studia-dipt.de/sintroe.htm>).

Please send manuscripts, enquiries and orders for the journal *Studia dipterologica* in future to Dr Frank MENZEL (menzel@studia-dipt.de). Please contact Dr Andreas STARK (stark@studia-dipt.de) only regarding the monographic series *Studia dipterologica Supplement*.

Bibliographic Data and statistical information

Studia dipterologica: Frequency of publication: 1 volume with 2 issues per year and ca. 400-500 pages (years 1994-2008 = 15 volumes with 7,175 printed pages; average = 478 pages per year).

Details: Vol. **1**(1) (1994): 15. May 1994, 140 pages. Vol. **1**(2) (1994): 20. December 1994, 121 pages. Vol. **2**(1) (1995), 23. June 1995, 160 pages. Vol. **2**(2) (1995): 20. December 1995, 136 pages. Vol. **3**(1) (1996): 28. July 1996, 168 pages. Vol. **3**(2) (1996): 21. December 1996, 208 pages. Vol. **4**(1) (1997): 28. August 1997, 256 pages. Vol. **4**(2) (1997): 16. February 1998, 261 pages. Vol. **5**(1) (1998): 30. September 1998, 160 pages. Vol. **5**(2) (1998): 29. December 1998, 218 pages. Vol. **6**(1) (1999): 9. August 1999, 236 pages. Vol. **6**(2) (1999): 29. December 1999, 208 pages. Vol. **7**(1) (2000): 15. September 2000, 256 pages. Vol. **7**(2) (2000): 28. December 2000, 316 pages. Vol. **8**(1) (2001): 15. August 2001, 352 pages. Vol. **8**(2) (2001): 31. January 2002, 292 pages. Vol. **9**(1) (2002): 25. September 2002, 368 pages. Vol. **9**(2) (2002): 15. April 2003, 387 pages. Vol. **10**(1) (2003): 15. December 2003, 356 pages. Vol. **10**(2) (2003): 19. May 2004, 352 pages. Vol. **11**(1) (2004): 15. November 2004, 332 pages. Vol. **11**(2) (2004): 30. May 2005, 299 pages. Vol. **12**(1) (2005): 25. November 2005, 228 pages. Vol. **12**(2) (2005): 18. April 2006, 228 pages. Vol. **13**(1) (2006): 22. December 2006, 192 pages. Vol. **13**(2) (2006): 12. July 2007, 212 pages. Vol. **14**(1) (2007): 20. December 2007, 260 pages. Vol. **14**(2) (2007): 29. October 2008, 144 pages; Vol. **15**(1-2) (2008), 14. September 2009, 308 pages.

Studia dipterologica Supplement: Frequency of publication at irregular intervals with continuous numbering of volumes and variable number of pages (1 to 3 volumes per year); 1997-2009 = 18 volumes with 4,547 printed pages; average = 253 pages per volume (minimum 60 pages; maximum: 761 pages).

Details: Suppl. **1** (1997): 25. September 1997, 176 pages. Suppl. **2** (1999): 10. February 1999, 368 pages. Suppl. **3** (1998): 16. February 1998, 244 pages. Suppl. **4** (1998): 28. April 1998, 552 pages. Suppl. **5** (1998): 18. November 1998, 134 pages. Suppl. **6** (1999): 27. December 2000, 761 pages. Suppl. **7** (1999): 31. July 1999, 101 pages. Suppl. **8** (2000): 3. November 2000, 118 pages. Suppl. **9**

(2000): 30. November 2000, 78 pages. Suppl. **10** (2002): 30. April 2002, 170 pages. Suppl. **11** (2002): 20. September 2002, 60 pages. Suppl. **12** (2003): 31. October 2003, 300 pages. Suppl. **13** (2005): 10. March 2005, 219 pages. Suppl. **14** (2006): 27. February 2006, 143 pages. Suppl. **15** (2008): 25. April 2008, 138 pages. Suppl. **16** (2008): 22. December 2008, 395 pages. Suppl. **17** (2008): 22. December 2008, 281 pages. Suppl. **18** (2009): 6. April 2009, 333 pages.

It is illegal to acquire collection specimens by prescription

László Papp

Diptera Collection, Department of Zoology, Hungarian Natural History Museum,
Budapest, Hungary; lpapp@zoo.zoo.nhmus.hu

There has been a usage in Hungary, which is admitted / confirmed also by law, that a plot of arable field or meadow can be acquired by prescription, if the owner has not cultivated it for a decade or more. The new cultivator can acquire ownership in the official registry if he/she can substantiate such a claim.

I think this is not the case with specimens from collections. It may occur with every large collection that one or more loans are not returned even after decades. I write this short note in the hope of help from our fellow dipterists. As a result, our Department may recover some dipterous specimens long since overdue, but also, at least no more similar cases will occur in the future.

As regards the Hungarian National Museum, later Hungarian Natural History Museum, *particularly* the following items are the property of the Hungarian Kingdom and later the Republic of Hungary:

- Sarcophagidae and Sphaeroceridae from Hungary sent out to J. Villeneuve by Kálmán Kertész before 1914
- All the dipterous materials with Mario Bezzi from the HNHM, except for those, which were rightfully kept for his identification services
- 162 specimens of Cecidomyiidae flies and galls sent out on 22 September 1964 to Professor Edwin Möhn
- Tabanidae from Mongolia, 450 specimens from Dr. Z. Kaszab's collections in 1967-1968 and another 245 unidentified Tabanidae from Hungary and other countries of the Palaearctic region: Dr. Ferenc Mihályi sent them out on 20 November 1972 to Dr. J. Moucha in Czechoslovakia
- 6 ex. *Syringogaster* sent out to G. Steyskal (Washington), on 2 September 1968
- Unidentified specimens of *Aphaniosoma* of unknown quantity, loaned by the late Árpád Soós to an unknown borrower sometime in the 1970's
- 1897 + 198 unidentified specimens of Phoridae from Hungary and from Europe, which Dr. Aix Delage (Nimes) received from Dr. Ferenc Mihályi (reg. No. 1848, 2 April 1973)
- 586 specimens of unidentified Agromyzidae from Mongolia (Dr. Z. Kaszab's collections), which Dr. Kenneth A. Spencer sent to Herr H. Zoerner in Dessau (D) in December 1976
- 118 specimens of unidentified Leptogastridae/-inae from Mongolia, Hungary and Europe (reg. No. 2588, 10 April 1979), which Dr. Ágnes Draskovits sent to Ernst Hüttinger, Lunz am See (A)
- 6 specimens, including types, of *Braula schmitzi*, *B. orientalis* and *B. pretoriensis* (reg. No. 2593, 15 November 1979), which László Papp sent to Ernst Hüttinger, Lunz am See (A)

*I have to mention for our younger colleagues that a major part of the Diptera Collection of the HNHM was annihilated in a fire in November 1956 together with the register of loans (for details see Földvári, M. & Papp, L. (2007): *Studia dipterologica* 14: 25-36). Therefore the loans before 1956 unknown to us may be much more numerous. The curators of the Diptera Collection were: Kálmán Kertész from 1896 to 1922, Zoltán Szilády from (?)1923-24 to 1944, Árpád Soós from 1945 to 1951, Ferenc Mihályi from 1951 to 1974, László Papp from 1974 to September 1981, and from January 1986 to date, Ágnes Dely Draskovits from September 1981 to January 1986. I may note that from 1970 to date, dipterists other than the curator have sent out dipterous material.*

There are remarkably good examples of return of dipterous material to Budapest after 60 or 70 years. The Drosophilidae material identified and described by Oswald Duda, including numerous primary types were sent back by Dr Hubert Schumann (Kálmán Kertész sent them out before and during World War I). Dr. Ruth Lichtenberg-Contreras (Naturhistorisches Museum Wien) returned all the Agromyzidae material, which Dr Friedrich Hendel had identified after World War I until his sudden death in 1936. Just recently, after more than 30 years, Dr. Henry Disney sent us back 5306 specimens of Phoridae in vials reared from mushrooms in Hungary (by Ágnes Dely-Draskovits), which he received from Aix Delage without comments, so he thought them to be Mme Delage's property.

Any information on the above-mentioned specimens is heartily welcome here.

HISTORICAL DIPTEROLOGY

Anthony Curtiss (1910–1981): a riddle wrapped in a mystery inside an enigma

Neal L. Evenhuis

Pacific Biological Survey, Bishop Museum, 1525 Bernice Street,
Honolulu, Hawaii 96817, USA

His handwritten autobiography moves irregularly between detailed observations of natural history and the passionate and sometimes irrational ranting and ravings of society, his friends and enemies, and religion. His published books range from natural history to poetry, to religious tracts, history, and translations. Before he was a teen-ager he knew the scientific names of the animals around him as well as those in neighboring states and countries and published his first natural history book at the age of 14. By age 20 he had already traveled the world. He married a 14-year old Tahitian, converted to Islam, and lived in Tahiti, Haiti, Morocco, and Pakistan. So, just who *was* this person?



I'll wager that few if any who are reading this article has ever heard of Anthony Curtiss, the naturalist. Yet, despite his relative anonymity in zoological circles, he was a devout naturalist, possible child genius, independent world traveler, and a zealous follower of Islam. The reason for his inclusion in a note here in *Fly Times* is that he authored a little-known 1938 book entitled "*A short zoology of Tahiti*" in which he described and named over 200 new species of animals from birds and fish to lizards, worms, crabs, and insects—and among them, three new species of Diptera. To describe the incredible story of this colorful and little-understood man in a few words is virtually impossible [even trying to pin down his various given family names, pseudonyms, and pen-names is an effort worth a separate study], but I will attempt a short summary of his life and works on natural history based on his writings as well as my own research and kind assistance from surviving relatives in Massachusetts.

Curtiss was born as Roy Abijah Curtiss, Jr. on 19 May 1910 in Brooklyn, New York, the son of Roy Abijah Curtiss and Ethel Grace Quinn. His father was a wealthy businessman and heir to the estate of Frank Curtiss, who had been the president of the Sixth Street Elevated Railway Society in New York. Roy Jr. was the eldest of four boys in the Curtiss family, which split their time between their 11th Street home in New York City not far from the American Museum of Natural History and the family estate in Sheffield, Massachusetts.

Young Roy Curtiss was extremely precocious, having become interested in natural history at a very early age and was encouraged in this endeavor by his mother as well as his maternal grandmother. His grandmother was trained in medicine, had traveled widely, was interested in many facets of natural history, and (having lived for a length of time in the Middle East) was a convert to Islam, the last of which was to have strong influence on young Roy the remainder of his life. A few examples of the precociousness of the young boy include his presence when only 9 years old at the 37th meeting of the

American Ornithologist's Union at the American Museum of Natural History in November 1919; and his being featured in the 13 August 1921 column "Personal Glimpses" in the *Library Digest*.

In the latter item, Roy is described as a young boy in shorts and an open khaki shirt giving lectures to a gathering crowd of people at the Bronx Zoo on the habits and characteristics of the snakes of New York, saying that people should not exterminate those found in New York City since only two in the state were poisonous, the rest being harmless, with some of those actually killing the poisonous ones. The writer summed up this unusual little boy by stating:

"Roy Curtiss is only eleven, but Dr. Raymond L. Ditmars, curator of reptiles in the Zoo says that few of Roy's elders know more natural history than he does. At the age of three he was reading and writing. Later Roy taught himself Latin. He got the knowledge of the scientific vocabulary that he needs by reading Linnaeus, the great Swedish naturalist, in the original Latin, translating with the help of an English-Latin dictionary and checking up by means of Coues's 'Key of North American Birds'. He has been at work for some time, he said, on a volume which will be a new system of nature—a book on nomenclature, containing no descriptions, but every name of plant and animal, with the name of the person who first described it. [He says] 'It will be published as soon as I can get a stenographer to type it and that will not be long'."

As fantastic as that prophesy of a book seemed for an 11-year old to make, young Curtiss was not too far off. Two years later (December 1923) he finished the manuscript and in 1924 he did, in fact, publish his first book (at the age of 14): a 100-page work with the rather elaborate title of "*An account of the natural history of New England and of Nova Scotia and lower Canada of the islands of the coasts between the Gulf of St. Lawrence and the Bay of New York; of the mountains wherein in Hudson rises; and all eastward as far as the Bay of Massachusetts. in so far as it applies to beasts, birds, reptiles, whales, fresh and salt water fish and shellfish, worms, insects and pests.*" It seems probable that his mother and/or grandmother helped with printing costs (only 100 copies were printed), but (having purchased a copy and read it myself) the book seems it could very well have been all his writing (the style of writing is the same as the other natural history works he published later as an adult). However, a change of plans took place between his planned nomenclator and the actual publication, since there is not a single scientific name listed in the book and plenty of descriptions and narrative of observations of the wildlife of those regions—just the opposite of what he predicted two years earlier. All the narrative of those species were given based on common names and in a "Victorian tone" with *hath* and *'tis* and a British orthography of some words sprinkled throughout.

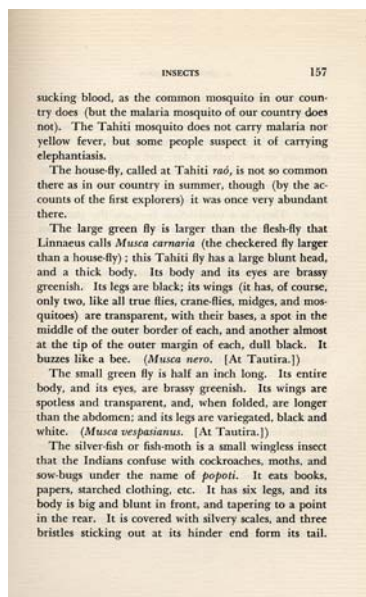
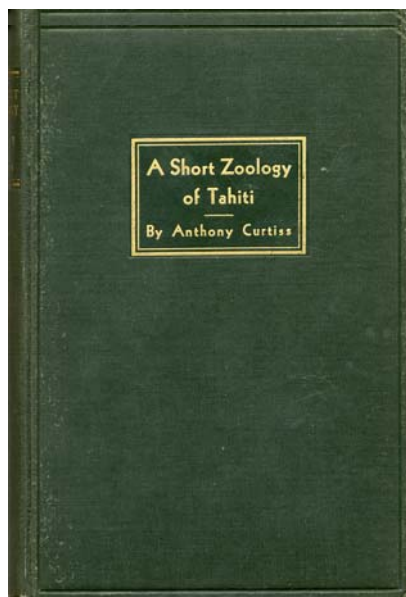
His mother divorced his father in 1921 and two years later his father died leaving him and each of 2 of his brothers with a share of the estate and a trust fund. His brothers and their mother traveled to France often (one of his younger brothers ended up living in France after graduating from Brown University) and his last trip across the Atlantic with his mother was in 1925.

Then at some point in the late 1920s, young Roy got the wanderlust and went to sea by himself as a cook on a Portuguese ship. In the early 1930s he went to South America and then in 1934, he traveled to Tahiti, married a young Tahitian (who eventually bore him seven children), and lived for the next five years in the tiny town of Tuatira on Tahiti Iti (the small volcanic southeast portion of the island).

Living in Gaugin's island paradise was not as pleasant as Curtiss might have thought from just looking at his paintings. The choice of relative solitude in Tautira came at a price. Tautira in the 1930s was a

long drive away from the capital Papeete on Tahiti Nui and the roads in those days were unpaved and subject to torrential rain storms, washouts, and resulting erosion. Curtiss obviously wanted his life in Tautira to be as convenient as possible in order to be able to travel quickly and easily to Papeete for provisions, so soon after arriving in Tahiti, he gave 25,000 francs in order to help pay for improvements and bridge building along the road from Papeete to Tautira.

Having secured better road conditions, Curtiss spent his time in Tautira gathering notes on the wildlife that he encountered in the surrounding area (on both land and in the shallow waters within the reef) and



jotted them all down with descriptions of various detail, gave each its local Tahitian name, and proposed new scientific names for most of the animals he found. Of those species he did not give new names, they carried very old “Linnaean era” names with authors such as Fabricius, Gmelin, and Linnaeus himself. During a short trip back to the US mainland, all of his notes were gathered together and published in late 1938 as “*A short zoology of Tahiti in the Society Islands*” under a new pen-name “Anthony Curtiss”, and dedicated it to his 17-year old Tahitian wife, Rai-a-Hitorea.

Apparently, very few copies of the book were printed as it was not then and is still not well-known in scientific circles. Curtiss’s new fish species were treated by Henry Fowler in his 1949 supplement to his *Fishes of Oceania* (many synonymized) but little else was ever noted by other scientists. One scathing review of the 193-page book appeared in the 29 November 1940 issue of *Science* entitled “Shall zoology revert to the time of Linnaeus?” The review focused on the major weakness of the book: Curtiss, out of spite and indignation of modern classifications, preferred the usage of scientific names and classification that derived from the era of Linnaeus; as an example of this, stating:

“Following the system of Linnaeus, which is easier to understand than the wild nonsense of the ‘scientists’, I shall include under the term *insects* all those animals (moving forms of life) that have no backbone, yet in the adult stage at least, have jointed legs; while I shall consider as lower forms of life, or *worms*, as Linnaeus calls them (Vermes), those that have neither backbones nor (in their adult stage) jointed legs.”

This was obviously no advance in taxonomic thinking, and it was clear that Curtiss, who had the book privately published, got it into print without having anyone review it—and from his explanations, it also appeared that he did not really desire to have it reviewed by others nor saw the need.

This use of a very old and obsolete Linnaean classification is found throughout the book including the three species of Diptera he names from Tahiti: *Tipula tautira* Curtiss, *Musca nero* Curtiss, and *Musca vespasianus* Curtiss. There are no existing type specimens of any of the species named by Curtiss, so

attempting to identify them has to be done solely on the descriptive characters he lists. These descriptions, although many (especially the fish) are given in quite some detail, unfortunately sometimes do not include the salient character necessary for proper identification and, given the current knowledge of Tahitian zoology, one name may often pertain to a number of related species. Still, his personal observations of many species are valuable and the association with many of the animals with their Tahitian names is one of the only zoological resources today with that information.

Curtiss, his wife, children, and nanny, left Tahiti for good in the Spring of 1939 and moved to upstate New York near Akron (east of Buffalo) where he intended to synthesize all of his Tahiti natural history notes into his dream of a “Greater” zoology of Tahiti book. Tragically, in early 1940, his home burned to the ground and he lost all of his notes, library of thousands of volumes acquired since he was a child, and personal belongings.

Undaunted, with the insurance money from the house fire, the family packed up what they had and moved to Port-au-Prince in Haiti where they lived until 1950. During this time on Haiti, Curtiss re-wrote his notes on Tahiti natural history and, realizing that he would not be able to achieve his dream of a large full zoology of Tahiti, instead published a much shorter supplement to the Tahiti book in a 1944 work entitled “*Further notes on the zoology of Tahiti*”. This small 30-page pamphlet described more new species (mostly fish) but no Diptera. The only insects he described in it were Lepidoptera and Odonata.

It was while he was in Haiti that he began collecting and observing snakes and lizards, sending specimens to Doris Cochrane at the Smithsonian Institution in Washington, DC. He struck up a collegial friendship with her and a good exchange of letters ensued (this is also where his autobiography and other archival material are currently stored). His observations were detailed and accurate enough to see their inclusion into some of her papers. And in 1947 Curtiss even published his own small note pertaining to snakes in Haiti.

In 1950 he left Haiti and lived for a short time in Germantown, Pennsylvania (now a section of Philadelphia). At some point between then and 1951, he fully embraced Islam, moved to Morocco, and changed his name to Muhammad Abdullah al-Hussein [or al-Hussainy]. It is from here that a few letters to the editor of *Time* magazine appear, but under his “Anthony Curtiss” name. Shortly thereafter, he moved to Karachi, Pakistan where he continued his interest in natural history and collected freshwater fish for the Humboldt Museum in Berlin, which are credited to him under his Muslim name. He died in Karachi on 12 July 1981.

Many thanks to the Smithsonian Archives staff for assistance with the Curtiss archival material. Jean-Yves Meyer kindly helped with the Tahiti road improvement archives information. And special thanks to Susan Creighton Curtiss and Jean Curtiss for their help with family information on Curtiss and for supplying one of the few photos known of him.

Nomenclatural Studies Toward a World List of Diptera Genus-Group Names

by Thomas Pape¹ & Neal L. Evenhuis²

¹ Natural History Museum of Denmark, Zoological Museum, Universitetsparken 15, 2100 Copenhagen, Denmark; TPape@snm.ku.dk

² Pacific Biological Survey, Bishop Museum, 1525 Bernice Street, Honolulu, Hawaii 96817, USA; NealE@bishopmuseum.org

Names remain crucial for proper and efficient communication about the living world. The Dipterist Community has been aware of this for decades, if not centuries, which is why dipterists have been leading and setting the standards for most zoologists in various cataloging efforts and in building the *BioSystematic Database of World Diptera* (<http://www.diptera.org/>). But getting the names right is a long and time-consuming process, involving much checking of literature, Code-reading, re-checking, re-reading, etc. We are now introducing a series of planned “Nomenclatural Studies Toward a World List of Diptera Genus-Group Names”, which will essentially be annotated compilations of vetted genus-group names for selected authors, with introductory paragraphs containing biographical information on the author in question, notes on the origin and fate of any personal collection, a list of published species-group names, etc. Also, we will provide a complete bibliography of at least the author’s dipterological publications.



2 *A. J. Robineau-Desvoidy*

3 *A. J. Robineau-Desvoidy*

The ultimate goal is to see all Diptera genus-group names being thoroughly checked and given the highest possible quality assurance, but in order to make headway in this monumental task – and to break it up into manageable units – this series of articles will target a subset of the Diptera genus-group names, namely those names proposed by some of the most productive early authors. We have recently seen the publication of the first installment (by Evenhuis, O’Hara, Pape & Pont), which

treats all genus-group names proposed by André-Jean-Baptiste Robineau-Desvoidy. The result is available as open access at <http://www.mapress.com/zootaxa/2010/f/zt02373p265.pdf>.

Other authors that will be treated in this series are P.-J.-M. Macquart, J.W. Meigen, C. Rondani, G. Enderlein, and H. Loew. Together, the genus-group names proposed by these authors make up slightly over 10% of all genus-group names in Diptera, but we expect that the names from these authors will contain a particularly high frequency of complications and intricacies. Also, by targeting the more complicated names, we hope to be able to provide a useful protocol and a solid template for the ultimate peer review of every genus-group name ever proposed within Diptera. As mentioned, this is a very ambitious goal, and such cannot be accomplished without input from several dedicated people. Therefore, different installments will be authored by various combinations of authors, and they will be finalized as time permits.

<p style="text-align: center;">ESSAI</p> <p style="text-align: center;">SUR</p> <p style="text-align: center;">LES MYODAIRES,</p> <p style="text-align: center;">Par le Docteur J. B. ROBINEAU-DESVOIDY, de Saint-Sauveur (Yonne).</p> <hr style="width: 10%; margin: auto;"/> <p style="text-align: center;">CHAPITRE PREMIER.</p> <p>L'ACADÉMIE ROYALE DES SCIENCES, dans la séance du 2 octobre 1826, vota l'impression de mon <i>Essai sur les Myodaires du canton de Saint-Sauveur, département de l'Yonne</i>. Pour répondre dignement à cet honneur, j'ai dû revoir mon travail en totalité, l'assurer sur de plus larges bases, et profiter des critiques de la Commission du Rapport. J'avais prévu, ce qui est arrivé, que je travaillais sur un sujet sans fin. Les naturalistes n'exigeront donc pas de moi une perfection dont l'idée s'éloigne à mesure qu'on étudie davantage. Pour s'expliquer la quantité d'individus que je décris, on saura que j'ai eu à ma disposition les principales collections de Paris. Je dois à MM. Am. Le Peletier de Saint-Fargeau, Audinet-Serville et Blondel, la connaissance d'un grand nombre d'espèces de Paris avec des détails sur les habitudes de quelques-unes. M. Carcel m'a communiqué le résultat de ses chasses</p> <p style="text-align: center;">A*</p> <p style="text-align: center;">7</p>	<p style="text-align: right;">LES ENTOMOBIES. 205</p> <p>grisâtre; face d'un brun gris; pattes un peu allongées; ailes assez longues, flavescents, ainsi que les cuillerons.</p> <p>Je ne connais qu'un individu de cette espèce: il est de Paris.</p> <p style="text-align: center;">2. <i>MACQUARTIA EGENS</i>. R. D. <i>TACHINA EGENS</i>. Meig.</p> <p><i>Priori similis: paula minor: minus grison: calypsis flavis: alis clarioribus.</i></p> <p>Longueur, 3 lignes. Port du <i>M. flavescens</i>: un peu plus pente: corselet un peu plus grisâtre; le gris de l'abdomen est un peu moins intense: balanciers et cuillerons d'un flave intense; ailes légèrement lavées de flavescens.</p> <p>Cette espèce a été envoyée par M. von Winthem sous le nom de <i>Tachina egens</i>, Meig. Je ne sache pas qu'on l'ait trouvée à Paris.</p> <p style="text-align: center;">3. <i>MACQUARTIA RUBRIPES</i>. R. D.</p> <p><i>Nigra: griseo-tomentosa: primis antennae articulis pedibusque rubris: calypsis alarumque basi flavis.</i></p> <p>Longueur, 4 lignes 1/2. ♂ Corps noir, saupoudré de gris; frontaux noirs; face d'un brun-gris soyeux; premiers articles antennaires, pattes, rouges; tarsi bruns; palpes fauves; cuillerons et base des ailes jaunes.</p> <p>J'ai trouvé cette espèce à Saint-Sauveur parmi des plantes littorales.</p> <p style="text-align: center;">4. <i>MACQUARTIA GERMANICA</i>. R. D.</p> <p><i>Nigra: vix cinerascens: calypsis flavis: alae sat clavae.</i></p> <p>Longueur, 4 lignes 1/2. Face d'un brun blanchâtre; antennes, front, pattes, noirs; corselet noir un peu luisant, très-légèrement glacé de cendré; abdomen noir-luisant, comme un peu verdoyant, avec quelques reflets cendrés; cuillerons jaunes; ailes claires, quoique légèrement lavées de noirâtre.</p> <p>Cette espèce a été envoyée d'Allemagne par M. von</p> <p style="text-align: center;">8</p>
--	---

NECROLOGY

The North American Dipterists' Society regrets to inform its members of the recent loss of three of our esteemed colleagues.

- Griffiths, Graham Charles Douglas (22 June 1937 - 2009 May 3)
- Throckmorton, Lynn Hiram (20 December 1927 - 2009 December 14)
- Wheeler, Marshall Ralph (7 April 1917 - 2010 January 3)

MEETING NEWS

Informal Conference of the North American Dipterists Society

Entomological Society of America Annual Meeting San Diego, California – 12-15 December, 2010

Julia J. Mlynarek

Department of Biology, Carleton University,
Ottawa, Ontario, CANADA; jmlynare@connect.carleton.ca

The Entomological Society of America Annual Meeting is being held in San Diego, California from 12 – 15 December 2010. As is traditional, there will be an informal conference for Dipterists. This year, it is set up as a member symposium instead of a function, as was the case at the past few meetings. The main benefit of a member symposium is that the session, presenters and titles will be included in the main part of the ESA meeting program. I have requested that the NADS session be scheduled during an evening time slot, as usual. If you are coming to the ESA meeting and would like to give a talk (in a relaxed setting) concerning any aspect of dipterology at this session, please let me know via e-mail. Speakers and talk titles received by May 24 will be listed in the ESA meeting program. If you decide after that date that you would like to make a presentation or give an update on dipterological activities, I will be happy to include your talk in the session. However, your title will not be listed in the ESA program. Just as an incentive, two speakers have already accepted. Hope to see you there in great numbers.

Scratchpad training course at ICD7

Irina Brake

Department of Entomology, The Natural History Museum, Cromwell Road,
London, United Kingdom SW7 5BD; i.brake@nhm.ac.uk


Scratchpads (<http://scratchpads.eu/>) are a social networking application that enables communities of researchers to manage, share and publish taxonomic data online. Sites are hosted at the Natural History Museum London, and offered free to scientists. Key features of the Scratchpads include tools to manage classifications, bibliographies, images, specimen records and custom data. Data added to a Scratchpad are automatically classified and grouped around a taxonomy that is supplied by the users or imported from EOL. This is optionally supplemented with information from high quality web accessible databases, to automatically construct content rich web pages about any documented taxon. Currently these sources include Genbank, GBIF, Biodiversity Heritage Library, Morphbank, and flickr. There are several Scratchpads on Diptera and for current and new maintainers we are offering a basic training course at the [7th International Congress of Dipterology, San José, Costa Rica](#). Places are limited, so please register for this course at <http://scratchpads.eu/scratchpad-training-courses>.

7th International Congress of Dipterology
San José, Costa Rica
8-13 August, 2010

by
 Organizing Committee

On behalf of the Council for International Congresses of Dipterology we wish to encourage you to attend the 7th International Congress of Dipterology (ICD7) that will take place in San José, Costa Rica from Sunday the 8th to Friday the 13th of August 2010. Thanks to those who have already registered!

The Second Announcement for the upcoming Congress will circulate on May 1st. Complete details, including costs, dates, accommodation options, preliminary scientific program, social events, post congress field trips, tourist information, visa requirements and more are available at: <http://www.inbio.ac.cr/icd7/>.



Five renowned plenary and banquet speakers, eleven symposia and eight workshops form the core of the Congress. Several other colleagues have also been invited in order to build a well-balanced and complete scientific program. Please refer to the scientific program available at the Congress website. If you are considering or willing to lead a workshop or symposium organization, please contact Jeff Skevington as soon as possible at: jhskevington@gmail.com

Important dates (revised):

MAY 15, 2010

Deadline for receipt of abstracts

MAY 30, 2010

Notification of abstract acceptance

JUN 30, 2010

Deadline for Full Registration Fee

If you haven't done so already, we encourage you to register soon. Registration fees and accommodation costs are significantly less expensive prior to June 30 2010. A secure on-line payment system for registration and hotel booking is available.

DIPTERA ARE AMAZING!

As a new feature, I thought to add a section to display how cool flies are! This can be a corner for the photographers among us, and for those who like to see cool flies! Its continuation will depend upon whether you readers will want to contribute – ideas include either pictures of a certain group, or pictures from a certain trip. To jump start things, I'll do both – showing some lauxaniids I photographed during my November 2008 trip to Western Australia, and I encourage folks to submit such things to me! If enough interest is generated, and I get lots of submissions, this can be a multipage spread.



Steganopsis melanogaster (Thomson)



Depressa n.sp.



Poecilohetaerus aquilus Schneider



Ceratolauxania n.sp.



“*Sapromyza*” n.sp.nr. *variventris* Malloch



Trypetisoma n.sp.nr. *digitatum* Kim

BOOKS AND PUBLICATIONS

Note from the editor: I usually accumulate the various citations to list here by scanning through the Zoological Record – since they are often 1 or 2 months behind, I surely missed many recent papers (especially March and April publications), but they will be included in the next Fly Times! Note, many of the papers in the list are from Zootaxa (these are up to date) – this is reflection of the fact that the majority of papers on Diptera seem to be published in Zootaxa – not due to my own biases! Also, by inclusion, I am not attesting to quality (of course I haven't read all of them)! In any case, I am bound to miss some of the things you might want to see, so by all means, please send me citations for papers (your own or those of others) that you would like to see here! I am happy to include them! As a generality, I try to keep the focus either broad-based (e.g., large treatises), of general interest, or specific to the Nearctic (or at least New World) fauna. Many more papers would be included if revisions of Old World groups were included.

- Ament, D.C., & D.S. Amorim. 2010. Five new species of *Coniceromyia* Borgmeier (Diptera: Phoridae) from the Atlantic Forest, Brazil. *Zootaxa* 2421: 35–48.
- Ashe, P. & O'Connor, J. P. (2009) A World Catalogue of Chironomidae (Diptera). Part 1. Buchonomyiinae, Chilenomyiinae, Podonominae, Aphroteniinae, Tanypodinae, Usambaromyiinae, Diamesinae, Prodiamesinae and Telmatogetoninae. Irish Biogeographical Society & National Museum of Ireland, Dublin. 445 pp.
[Price: 60 Euro, including airmail post anywhere outside of Europe – contact Patrick Ashe (patrick.ashe@upcmail.ie) for details]
- Barr, N.B., & B.M. Wiegmann. 2009. Phylogenetic relationships of *Ceratitis* fruit flies inferred from nuclear CAD and tango/ARNT gene fragments: testing monophyly of the subgenera *Ceratitis* (*Ceratitis*) and *C. (Pterandrus)*. *Molecular Phylogenetics and Evolution* 53(2): 412–424.
- Blagoderov, V., H. Hippa & J. Ševčík. 2009. *Asiorrhina*, a new Oriental genus of Lygistorrhinidae (Diptera: Sciaroidea) and its phylogenetic position. *Zootaxa* 2295: 31–45.
- Braganca, M.A.L., A., Tonhasca, Jr. & T.M.C. Della Lucia. 2009. Biological and behavioral characteristics of *Neodohniphora elongata* Brown (Diptera, Phoridae), a parasitic fly of the leaf-cutting ant *Atta sexdens rubropilosa* Forel (Hymenoptera, Formicidae). *Revista Brasileira de Entomologia* 53(4): 600–606.
- Braun, M.R., A.P. Prado & T.M. Lewinsohn. 2009. New species of Neotropical *Melanagromyza* Hendel (Diptera: Agromyzidae) from Asteraceae flower heads. *Zootaxa* 2279: 51–59.
- Brooks, S.E., J.M. Cumming & M.A.A. Pollet. 2010. Revision of the Neotropical genus *Cheiromyia* Dyte (Diptera: Dolichopodidae). *Zootaxa* 2333: 41–58 [open access at <http://www.mapress.com/zootaxa/2010/f/zt02333p058.pdf>].
- Brown, B.V., L.F. Faust & J.M. Cicero. 2009. A cantharid beetle host for a parasitic phorid fly new to the Nearctic region (Coleoptera: Cantharidae; Diptera: Phoridae). *Proceedings of the Entomological Society of Washington* 111(4): 898–899.
- Canal, N.A. 2010. New species and records of *Anastrepha* Schiner (Diptera: Tephritidae) from Colombia. *Zootaxa* 2425: 31–44.

- Cerretti, P., F. Mason, A. Minelli, G. Nardi & D. Whitmore (eds.) 2009. Research on the Terrestrial Arthropods of Sardinia. *Zootaxa* 2318: 602 pp. [all included papers in this *Special Issue* are open access at <http://www.mapress.com/zootaxa/list/2009/zt02318.html>; following are the included papers on Diptera]
- Cerretti, P., & T. Pape. Phylogeny and re-definition of the genus *Melanophora* (Diptera: Rhinophoridae), with description of a new species from Sardinia. 552-565.
- Chandler, P.J. The fungus gnats (Diptera: Bolitophilidae, Keroplatidae, Mycetophilidae) of Sardinia, with description of six new species. 450-506.
- Daugeron, C. Systematics of the Euro-Mediterranean *Empis* (*Kritempis*) (Diptera: Empididae: Empidinae). 531-544.
- Haenni, J.P. The Bibionidae (Diptera) of Sardinia, with description of two new species. 427-439.
- Haenni, J.P. The Scatopsidae (Diptera) of Sardinia, with description of a new species. 440-449.
- Mason, F., R. Rozkošný & M. Hauser. A review of the soldier flies (Diptera: Stratiomyidae) of Sardinia. 507-530.
- Nartshuk, E.P. Three new species of Chloropidae (Diptera) from southern Sardinia. 545-551.
- Whitmore, D. A review of the *Sarcophaga* (*Heteronychia*) (Diptera: Sarcophagidae) of Sardinia. 566-588.
- Chvala, M., & B. Merz. 2009. The *Hilara* species (Diptera, Empididae) of Switzerland, with respect to the fauna of the Alps and other central European mountains. *Revue Suisse de Zoologie* 116(3-4): 509-632.
- Curler, G.R., & J.K. Moulton. 2010. Contributions to Nearctic *Stupkaiella* Vaillant (Diptera: Psychodidae). *Zootaxa* 2397: 48–60.
- Daugeron, C., C.A. D'Haese & A.R. Plant. 2009. Phylogenetic systematics of the Gondwanan *Empis macrorrhyncha* group (Diptera, Empididae, Empidinae). *Systematic Entomology* 34(4): 635-648.
- Elberg, K., R. Rozkošný & L. Knutson. 2009. A review of of the Holarctic *Sepedon fuscipennis* and *S. spinipes* groups with description of a new species (Diptera: Sciomyzidae). *Zootaxa* 2288: 51-60.
- Elnitsky, M.A., J.B. Benoit, G. Lopez-Martinez, D.L. Denlinger & R.E. Lee, Jr. 2009. Osmoregulation and salinity tolerance in the Antarctic midge, *Belgica antarctica*: seawater exposure confers enhanced tolerance to freezing and dehydration. *Journal of Experimental Biology* 212(17): 2864-2871.
- Evenhuis, N.L., J.E. O'Hara, T. Pape & A.C. Pont. 2010. Nomenclatural Studies Toward a World List of Diptera Genus-Group Names. Part I: André-Jean-Baptiste Robineau-Desvoidy. *Zootaxa* 2373: 1–265 [open access at <http://www.mapress.com/zootaxa/2010/f/zt02373p265.pdf>].
- Filho, F.S.C., M.C. Esposito & R.C.O. dos Santos. 2009. A new species of *Helgreelia* Gaimari (Diptera: Odiniidae) from Brazil, with a key to the Neotropical species of Odiniidae. *Zootaxa* 2219: 61-68.
- Gaimari, S.D., & V.C. Silva. 2010. Revision of the Neotropical subfamily Eurychoromyiinae (Diptera: Lauxaniidae). *Zootaxa* 2342: 1–64 [open access at <http://www.mapress.com/zootaxa/2010/f/zt02342p064.pdf>].
- Gomes Rocha, L.S., & C.A. de Mello-Patiu. 2009. Revision of the Brazilian species of *Stylogaster* Macquart from stylata group, with description of a new species from Brazil (Diptera, Conopidae, Stylogasterinae). *Revista Brasileira de Entomologia* 53(4): 549-564.

- González, C.R., & M.A.M. Sallum. 2009. Neotype designation and redescription of adult male and immature stages of *Anopheles*(*Nyssorhynchus*) *pictipennis* (Philippi) (Diptera: Culicidae). *Zootaxa* 2295: 15-24.
- Grimaldi, D.A. 2009. The Asteioinea of Fiji (Insecta: Diptera: Periscolididae, Asteiidae, Xenasteiidae). *American Museum Novitates* 3671: 1-59.
- Hamada, N., M. Pepinelli, A. Mattos-Glória & S.L.B. Luz. 2010. A new black fly species from Brazil, closely related to *Simulium guianense* Wise (Diptera, Simuliidae), revealed by morphology and DNA barcoding. *Zootaxa* 2428: 22–36 [open access at <http://www.mapress.com/zootaxa/2010/f/zt02428p036.pdf>].
- Henriques, A.L., & T.K. Krolow. 2009. Description of a new species of Tabanidae (Diptera) from the Amazon region: *Catachlorops*(*Rhamphidommia*) *dubius* sp. nov. and a key to species of the subgenus. *Zootaxa* 2295: 64-68.
- Ibáñez-Bernal, S. 2009. First record of the genus *Atrichobrunettia* Satchell in Mexico, with the description of a new species (Diptera, Psychodidae, Psychodinae). *Zootaxa* 2306: 59-65.
- I.C.Z.N. 2010. OPINION 2245 (Case 3407). *Drosophila* Fallén, 1823 (Insecta, Diptera): *Drosophila funebris* Fabricius, 1787 is maintained as the type species. *Bulletin of Zoological Nomenclature* 67(1): 106-115. [open access at [http://iczn.org/sites/iczn.org/files/BZN_67\(1\)_Opinion_2245onCase3407.pdf](http://iczn.org/sites/iczn.org/files/BZN_67(1)_Opinion_2245onCase3407.pdf); also, history of Case at <http://iczn.org/category/history-case/all-cases/cases-3000-present/cases-3400-3499/case-3407>]
- Jaschhof, M. & C. Jaschhof. 2009. The Wood Midges (Diptera: Cecidomyiidae: Lestremiinae) of Fennoscandian and Denmark. *Studia Dipterologica*, Supplement 18, 333 pp.
- Kehlmaier, C., & T. Assmann. 2010. Molecular analysis meets morphology-based systematics—a synthetic approach for Chalarinae (Insecta: Diptera: Pipunculidae). *Systematic Entomology* 35(1): 181-195.
- Kerr, P.H. 2010. New *Azana* species from Western North America (Diptera: Mycetophilidae). *Zootaxa* 2397: 1–14.
- Lantsov, V.I. 2009. Evgeniy Nikolaevich Savchenko and his contribution to the knowledge of Palaearctic Tipuloidea. *Zoosymposia* 3: 17-52.
- Laura B.R., A.C. Murphy, A.B. Zarzuela, H.L. Jandhyam, D.S. Bostick, C.R. Bates, G.E. Gasparich, R.F. Whitcomb & F.E. French. 2009. An Australian environmental survey reveals moderate *Spiroplasma* biodiversity: characterization of four new serogroups and a continental variant. *Canadian Journal of Microbiology* 55(12): 1347-1354.
- Lim, G.S., W.S. Hwang, S.N. Kutty, R. Meier & P. Grootaert. 2010. Mitochondrial and nuclear markers support the monophyly of Dolichopodidae and suggest a rapid origin of the subfamilies (Diptera: Empidoidea). *Systematic Entomology* 35(1): 59-70.
- Lonsdale, O. 2009. The *Heteromerlingia* (Diptera: Clusiidae: Clusiodinae) of Australia. *Records of the Australian Museum* 61(2-3): 229-262.
- Lopes Falaschi, R., & D.S. Amorim. 2009. Review of the Neotropical species of *Nervijuncta* Marshall, 1896 (Diptera, Ditomyiidae). *Zootaxa* 2219: 18-30.
- Lukashevich, E.D., & W. Krzeminski. 2009. New Jurassic Tanyderidae (Diptera) from Asia with first find of larvae. *Zoosymposia* 3: 155-172.
- Martin, P., & R. Gerecke. 2009. Diptera as hosts of water mite larvae – an interesting relationship with many open questions. *Lauterbornia* 68: 95-103.

- Mathis, W.N., L.V. Knutson & W.L. Murphy. 2009. A new species of snail-killing fly of the genus *Dictya* Meigen from the Delmarva States (diptera: Sciomyzidae). *Proceedings of the Entomological Society of Washington* 111(4): 785-794.
- Mauch, E. 2009. First International Conference on Diptera and their Juvenile Stages in Aquatic and Semiaquatic Ecosystems in Europe held in Bad Bevensen/Germany 13/16-03-2009. *Lauterbornia* 68: 1-148.
- Mengual, X., & K. Gorphade. 2010. The flower fly genus *Eosphaerophoria* Frey (Diptera, Syrphidae). *ZooKeys* 33: 39-80. [open access at <http://pensoftonline.net/zookeys/index.php/journal/article/view/298/353>].
- Moraes, E.M., K.S.C. Yotoko, M.H. Manfrin, V.N. Solferini & F.M. Sene. 2009. Phylogeography of the cactophilic species *Drosophila gouveai*: demographic events and divergence timing in dry vegetation enclaves in eastern Brazil. *Journal of Biogeography* 36(11): 2136-2147.
- Nakamura, T., & T. Saigusa. 2009. Taxonomic study of the family Ptychopteridae of Japan (Diptera). *Zoosymposia* 3: 273-303.
- Norrbom, A.L., & M. Condon. 2010. Revision of the *femoralis* group of *Blepharoneura* Loew (Diptera: Tephritidae). *Zootaxa* 2374: 1–139 [open access at <http://www.mapress.com/zootaxa/2010/f/zt02374p139.pdf>].
- Norrbom, A.L., B.D. Sutton, G.J. Steck & J. Monzon. 2010. New genera, species and host plant records of Nearctic and Neotropical Tephritidae (Diptera). *Zootaxa* 2398: 1–65 [open access at <http://www.mapress.com/zootaxa/2010/f/zt02398p065.pdf>].
- Novotna, H., J. Vanhara, A. Tothova, N. Murarikova, P. Bejdak, M. Tkoc & R. Rozkosny. 2009. Identification and taxonomy of the west Palaearctic species of *Tachina* Meigen (Diptera: Tachinidae) based on male terminalia and molecular analyses. *Entomologica Fennica* 20(3): 139-169.
- Oliveira, C.S.N., H.F. Mendes & M.A.N. Silva. 2010. A new species of the genus *Monopelopia* from South Brazil, with keys to the Neotropical–Nearctic species (Diptera: Chironomidae: Tanypodinae). *Zootaxa* 2420: 53–62.
- Oliveira, S.S., & D.S. Amorim. 2010. The genus *Phthinia* Winnertz (Diptera, Mycetophilidae) in the Neotropical region, with the first records from Brazil. *Zootaxa* 2350: 22–34.
- Oosterbroek, P. 2009. On the 11.755 insect taxa named by Charles P. Alexander. *Zoosymposia* 3: 9-15.
- Palacio, D.P., R.L. Oliveira & M.A. Motta. 2010. Description of the immature stages of *Wyeomyia* (*Spilonympha*) *howardi* Lane & Cerqueira (Diptera: Culicidae) with a redescription of the adults. *Zootaxa* 2415: 43–53 [open access at <http://www.mapress.com/zootaxa/2010/f/zt02415p053.pdf>].
- Plowes, R.M., E.G. Lebrun, B.V. Brown & L.E. Gilbert. 2009. A review of *Pseudacteon* (Diptera: Phoridae) that parasitize ants of the *Solenopsis geminata* complex (Hymenoptera: Formicidae). *Annals of the Entomological Society of America* 102(6): 937-958.
- Poinar, G., Jr. 2010. *Cascoplecia insolitis* (Diptera: Cascopleciidae), a new family, genus, and species of flower-visiting, unicorn fly (Bibionomorpha) in Early Cretaceous Burmese amber. *Cretaceous Research* 31(1): 71-76.
- Puniamoorthy, N., M.R.B. Ismail, D.S.H. Tan & R. Meier. 2009. From kissing to belly stridulation: comparative analysis reveals surprising diversity, rapid evolution, and much homoplasy in the mating behaviour of 27 species of sepsid flies (Diptera: Sepsidae). *Journal of Evolutionary Biology* 22(11): 2146-2156.
- Qu, F.-y., & H.-m. Zhu. 2009. On revision of the tribe Aedini mosquitoes taxa record in China, with a proposed new classification system (Diptera: Culicidae). *Chinese Journal of Parasitology and Parasitic Diseases* 27(5): 436-447.

- Rasmussen, C., B.R. Garcete-Barrett & R. Gonçalves. 2009. Curt Schrottky (1874–1937): South American entomology at the beginning of the 20th century (Hymenoptera, Lepidoptera, Diptera). *Zootaxa* 2282: 1-50.
- Reinert, J.F., R.E. Harbach & I.J. Kitching. 2009. Phylogeny and classification of tribe Aedini (Diptera: Culicidae) *Zoological Journal of the Linnean Society* 157(4): 700-794.
- Reusch, H., & P. Oosterbroek. 2009. Bernhard Mannheims, a memorial on the occasion of the 100th anniversary of his birth, with bibliography and list of taxa. *Zoosymposia* 3: 53-64.
- Ribak, G., M.L. Pitts, G.S. Wilkinson & J.G. Swallow. 2009. Wing shape, wing size, and sexual dimorphism in eye-span in stalk-eyed flies (Diopsidae). *Biological Journal of the Linnean Society* 98(4): 860-871.
- Rodríguez, M.S., A.C. Paggi & A. Medina. 2009. A new Neotropical species of the genus *Parochlus* Enderlein, 1912 (Chironomidae: Podonominae) and new distribution in Argentina. *Zootaxa* 2300: 39-46.
- Rohacek, J., & K.N. Barber. 2009 (2008). New reduced-winged species of *Mumetopia*, with analysis of the relationships of this genus, *Chamaebosca* and allied genera (Diptera: Anthomyzidae). *Acta Societatis Zoologicae Bohemicae* 72(3-4): 191-215.
- Ronderos, M.M., & G.R. Spinelli. 2009. Description of the immatures of the predaceous midge *Bezzia blantoni* Spinelli & Wirth (Diptera: Ceratopogonidae). *Zootaxa* 2295: 46-54.
- Rotheray, E.L., I. MacGowan, G.E. Rotheray, J. Sears & A. Elliott. 2009. The conservation requirements of an endangered hoverfly, *Hammerschmidtia ferruginea* (Diptera, Syrphidae) in the British Isles. *Journal of Insect Conservation* 13(6): 569-574.
- Runyon, J.B., & H. Robinson. 2010. *Hurleyella*, a new genus of Nearctic Dolichopodidae (Diptera). *Zootaxa* 2400: 57–65 [open access at <http://www.mapress.com/zootaxa/2010/f/zt02400p065.pdf>].
- Sæther, O.A. 2010. *Cryptotendipes* Lenz from Manitoba, Canada, with keys to known immatures of the genus (Diptera: Chironomidae). *Zootaxa* 2412: 1–20.
- Sallum, M.A.M., C.L.S. Santos & R.C. Wilkerson. 2009. Studies on *Anopheles* (*Kerteszia*) *homunculus* Komp (Diptera: Culicidae). *Zootaxa* 2299: 1-18. [open access at <http://www.mapress.com/zootaxa/2009/f/zt02299p018.pdf>].
- Sanseverino, A.M., S. Trivinho-Strixino & J.L. Nessimian. 2010. Taxonomic status of *Nimbocera* Reiss, 1972, a junior synonym of *Tanytarsus* van der Wulp, 1874 (Diptera: Chironomidae). *Zootaxa* 2359: 43–57 [open access at <http://www.mapress.com/zootaxa/2010/f/zt02359p057.pdf>].
- Silva, K.P., & C.A. Mello-Patiu. 2010. New species of *Dexosarcophaga* Townsend from Panama with an illustrated key to species of the subgenus *Bezzisca* (Diptera: Sarcophagidae). *Journal of Natural History* 44(1-2): 89-106.
- Siri, A., & A.C. Paggi. 2010. A new species of the genus *Ablabesmyia* Johannsen from the Neotropics and description of the pupa of *Ablabesmyia bianulata* Paggi (Diptera: Chironomidae: Tanypodinae). *Zootaxa* 2386: 49–58.
- Small, J., S. Cotton, K. Fowler & A. Pomiankowski. 2009. Male eyespan and resource ownership affect contest outcome in the stalk-eyed fly, *Teleopsis dalmanni*. *Animal Behaviour* 78(5): 1213-1220.
- Smith, P.T., & B.V. Brown. 2010. A molecular phylogenetic analysis of genus *Anevrina* (Diptera: Phoridae), with the description of a new species and updated world key. *Zootaxa* 2397: 29–40.
- Solorzano Kraemer, M.M., & A. Nel. 2009. First recorded evidence in the fossil record of snipe flies (Diptera: Rhagionidae) in Cretaceous amber, France. *Cretaceous Research* 30(6): 1367-1375.
- Stamper, T., P. Davis & R.W. DeBry. 2009. The nocturnal ovipositing behavior of carrion flies in Cincinnati, Ohio. *Journal of Forensic Sciences* 54(6): 1450-1452.

- Stein, M., M. Laurito, G.C. Rossi & W.R. Almirón. 2009. Morphological description of the pupa and fourth-instar larva and redescription of the adults of *Psorophora (Psorophora) pallescens* Edwards (Diptera: Culicidae). *Zootaxa* 2306: 51-58.
- Tachi, T., & H. Shima. 2010. Molecular phylogeny of the subfamily Exoristinae (Diptera, Tachinidae), with discussions on the evolutionary history of female oviposition strategy. *Systematic Entomology* 35(1): 148-163.
- Tan, D.S.H., Y. Ang, G.S. Lim, M.R. Bin Ismail & R. Meier. 2010. From 'cryptic species' to integrative taxonomy: an iterative process involving DNA sequences, morphology, and behaviour leads to the resurrection of *Sepsis pyrrhosoma* (Sepsidae: Diptera). *Zoologica Scripta* 39(1): 51-61.
- Tejerina, E.G., & A.C. Paggi. 2009. A redescription of *Rheotanytarsus lamellatus* Reiss in all stages (Diptera: Chironomidae) and new records from Argentina. *Zootaxa* 2315: 31-38.
- Turcatel, M., C.J.B. Carvalho & J.A. Rafael. 2010. A taxonomic revision of *Stibasoma* Schiner, 1867 (Diptera: Tabanidae). *Zootaxa* 2368: 1–39.
- Vallenduuk, H., & A. Lipinski. 2009. Neglected and new characters in Chironomidae: Tanypodinae (larvae). *Lauterbornia* 68: 83-93.
- Verheggen, F.J., Q. Capella, E.G. Schwartzberg, D. Voigt & E. Haubruge. 2009. Tomato-aphid-hoverfly: a tritrophic interaction incompatible for pest management. *Arthropod-Plant Interactions* 3(3): 141-149.
- Vieira, R., F. Bravo & J.A. Rafael. 2010. *Ommatius* Wiedemann, 1821, *normus* species-group (Diptera, Asilidae): description of two new species and comments on Brazilian species. *Zootaxa* 2344: 39–51.
- Wang, M.-F., D. Zhang & H. Ao. 2010. Phylogeny and biogeography of the genus *Piezura* Rondani (Diptera: Fanniidae). *Zootaxa* 2412: 53–62.
- Woodley, N.E. 2010. *Parameristomerinx copelandi*—a new genus and species of Afrotropical Pachygastrinae and a new generic synonym of *Dolichodema* Kertész (Diptera: Stratiomyidae). *Zootaxa* 2397: 41–47 [open access at <http://www.mapress.com/zootaxa/2010/f/zt02397p047.pdf>].
- Yee, W.L., P.S. Chapman, H.D. Sheets & T.R. Unruh. 2009. Analysis of body measurements and wing shape to discriminate *Rhagoletis pomonella* and *Rhagoletis zephyria* (Diptera: Tephritidae) in Washington State. *Annals of the Entomological Society of America* 102(6): 1013-1028.

SUBMISSION FORM DIRECTORY OF NORTH AMERICAN DIPTERISTS

For those who have not yet sent in a synopsis of their interests for the *Directory of North America Dipterists*, the following form is provided. Please restrict yourselves to no more than 20 words when listing the titles of your major projects and the animals you work with. Should any of you like to expand or modify your entries from the last list, use the form to indicate the changes.

The information can be emailed, or the form completed and faxed or sent to the following address:

Dr. Jeff Cumming OR Dr. James O’Hara
Invertebrate Biodiversity
Agriculture & Agri-Food Canada,
K.W. Neatby Building, C.E.F.
Ottawa, Ontario, CANADA, K1A 0C6

FAX: (613) 759-1927

Email: cummingjm@agr.gc.ca OR James.OHara@agr.gc.ca

Full name: _____

Address: _____

_____ **Telephone:** _____

FAX: _____ **Email:** _____

Projects and taxa studied: _____
